

5.5kW Heavy Duty Auxiliary Drive



**Proven in Thousands of
Commercial EVs & HEVs**

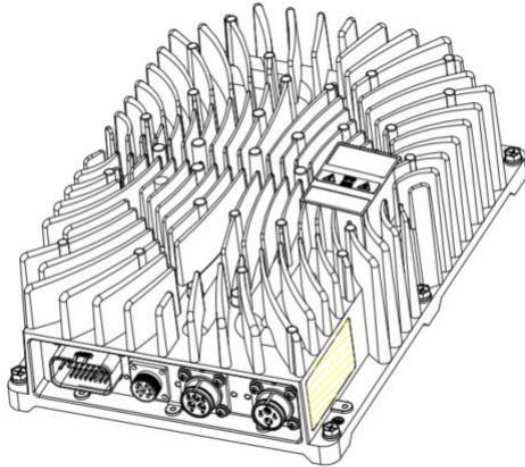

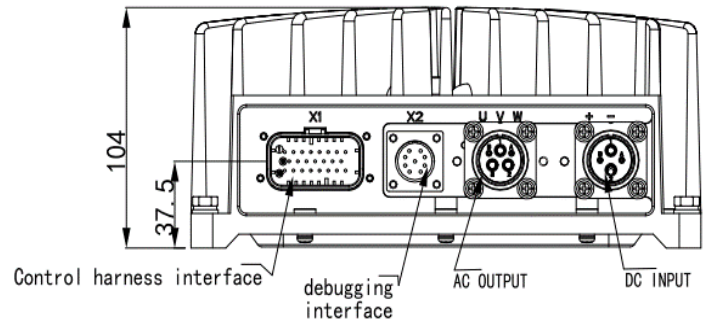
- **Highly Efficient**
- **CAN Controlled**
 - 500kbaud std, 250k optional
- **Various Protection Modes**
- **12V/24V**
- **Software Included for 3.0kW or 4kW Steering Pump (eHPS3.0HV or eHPS4.0HV)**
- **Compact Design**
- **Natural Air Cooling**
- **Meets Truck & Bus Requirements**

GENERAL SPECIFICATIONS

Model #:	eAD5.5HV-02-HP001 (250kb, 3kW) eAD5.5HV-02-HP002 (500kb, 3kW) eAD5.5HV-02-HP003 (250kb, 4kW) eAD5.5HV-02-HP004 (500kb, 4kW)
Rated Power:	5.5KW@380VAC Output
Input Voltage Range:	400V-750V
Control Voltage:	12V/24V
Working Ambient Temperature:	-40°C~+55°C
Rated Current (AC):	11A
Peak Current (AC):	19.5A
Environmental Protection:	IP67
Weight:	13.3 lbs (6 kg)
Dimensions:	13.3"L × 9.3"W × 4.1"H (340mm×235mm×104mm)

Heavy Duty Auxiliary Drive

Pin	Control Harness Pinout
1	HVIL In
2	HVIL Out
10	AC Enable (Active High)
14	Temp Sensor + (PT100) Reserved
17	LV Input -
18	LV Input +
20	AC Enable (Not Used)
21	Temp Sensor - Reserved
22	CANL
23	CANH



Pin	DC Input Pinout
1	HV Input Positive
2	HV Input Negative

Pin	AC Output Pinout
1	AC Output U Phase
2	AC Output V Phase
3	AC Output W Phase

GENERAL SPECIFICATIONS

On Unit	Socket P/N	Plug P/N	Pin P/N
DC input Connector	Amphenol EX40202EZT	Amphenol EX40206E12-IZT	Amphenol EX30M4
AC Output Connector	Amphenol EX40302EZT	Amphenol EX40306E14-IZT	Amphenol EX30M4
Control Connector	TE 776087-1	TE 770680-1	TE 770520-1